

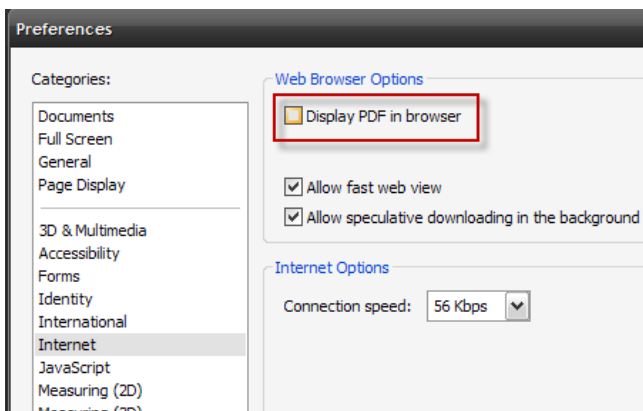
# Opening PDFs in Prism with Acrobat 9.x

In order to successfully open pdfs in prism, the following settings need to be in place first.

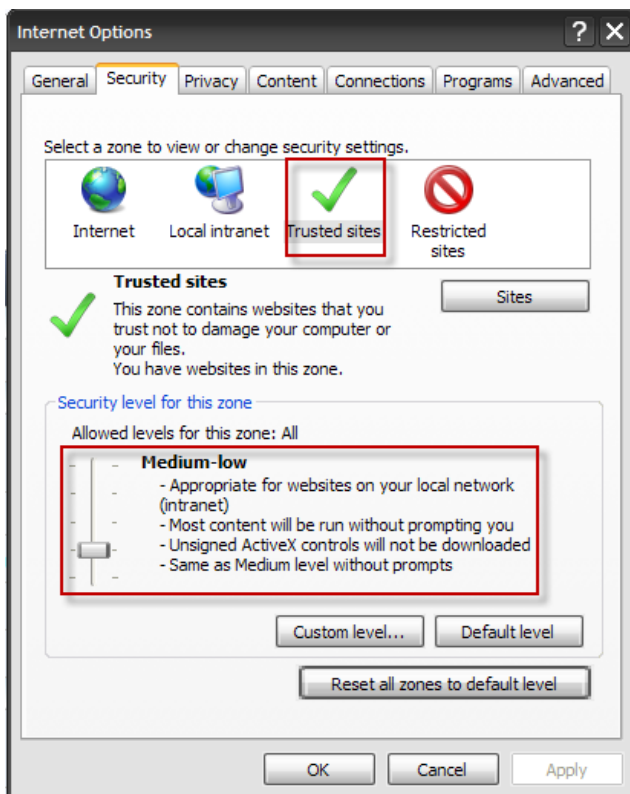
1. Open Acrobat Reader 9 using the icon on the desktop.



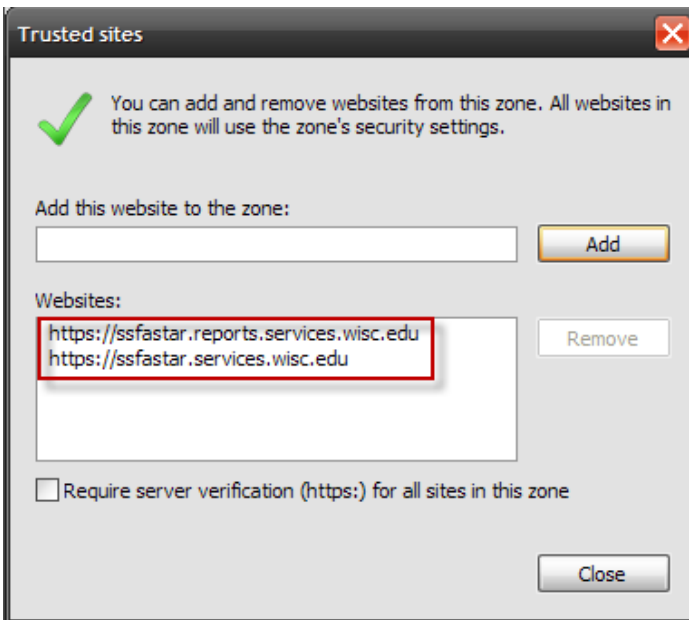
2. Click Edit, Preferences then select Internet and uncheck "Display PDF in browser".



3. Open Internet Explorer, go to Tools, Internet Options, click the Security tab and Select Trusted Sites, then set the Security Level for this Zone to Medium-Low.



4. Click the Sites button, and add the following to your Trusted Sites.



5. Close all instances of Internet Explorer and Acrobat Reader, then open Internet Explorer and try opening that pdf again!