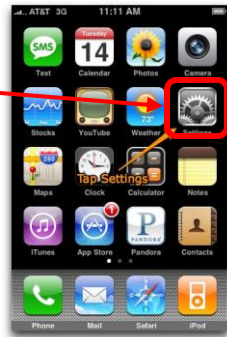


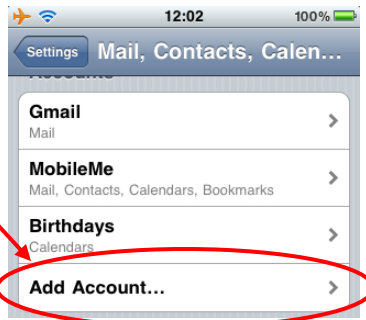
Open Settings App




Open Mail, Contacts, Calendars



Open Add Account



Open Microsoft Exchange



Enter in Email (xxxxy1234@students.uwc.edu)

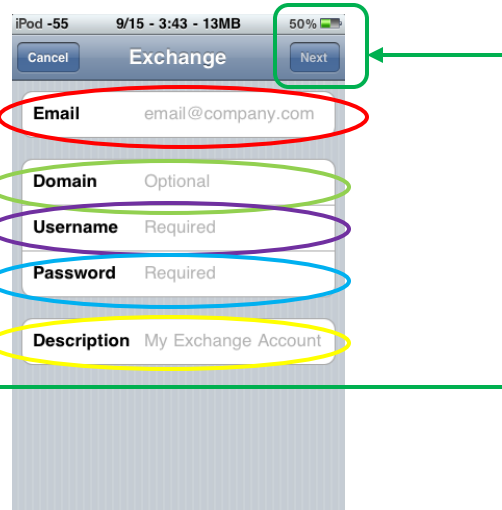
Leave Domain blank

Enter in Username (xxxy1234@students.uwc.edu)

Enter in Password

Description is whatever the user wants to call it

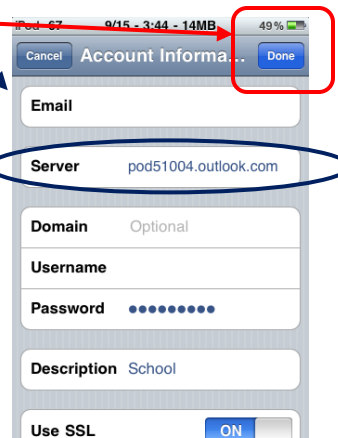
Hit Next



The server will automatically be filled in

(for some android the server needs to be outlook.com)

Hit Next



Select what you want to be synced to your device

Hit save and the setup is complete

